






SHORT THROW PROJECTOR

W316ST-SA



SHORT THROW PROJECTION POWERHOUSE



-  **Ideal for large-screen short throw applications requiring crystal clear, easy to read text and graphics**
-  **4000 lumens bright and 20,000:1 contrast ratio for lights-on presentations**
-  **Full 3D compatibility; captivate your audience with 3D presentations and movies**
-  **Compatible with analog and digital sources**
-  **Presentation remote with built-in laser pointer and mouse control**
-  **Whisper quiet operation**



The Optoma W316ST-SA is the perfect short throw projector solution for use in classrooms, training rooms, higher education, houses of worship and digital signage applications.

With a powerful 4000 lumens bright image, a stunning 20,000:1 contrast ratio and Dynamic Black technology, the W316ST-SA delivers bright large-screen short throw presentations with superb image clarity, razor sharp detail and remarkable color accuracy.

It provides complete connectivity for compatibility with analog and digital sources, including HDMI v1.4a with Full 3D capability, 2x VGA-in, VGA loop through, 2x audio-in, audio-out, RJ45, RS-232 control and advanced remote with laser and mouse control. Ultra-long 8000 hours lamp life and filter-free design minimize the cost of operation.

CONNECTIVITY (May require optional accessories)



SHORT THROW PROJECTOR — W316ST-SA

OPTICAL/TECHNICAL SPECIFICATIONS

Display Technology	Single 0.65" DC3 DMD DLP® Technology by Texas Instruments™
Native Resolution	WXGA (1280 x 800)
Maximum Resolution	WUXGA (1920 x 1200)
Brightness	4000 lumens
Contrast Ratio	20,000:1 (full on/full off)
Displayable Colors	1.07 Billion
Lamp Life and Type*	8000/7000/6500/6000 Hours (Edu/ECO+/Dynamic/Bright) 210W
Projection Method	Front, rear, ceiling mount, table top
Keystone Correction	±40° Vertical/Horizontal
Uniformity	>80%
Offset	112%
Aspect Ratio	16:10 Native, 16:9 & 4:3 compatible
Throw Ratio	0.50 (distance/width)
Projection Distance	1.6'–11.1' (0.5–3.4 m)
Image Size (Diagonal)	44.3"–301.2"
Projection Lens	F=2.8, f=7.419 mm, manual focus
Digital Zoom	0.8 ~ 2.0
Audio	10-Watt speaker
Noise Level	29dB
Remote Control	IR remote mouse control with laser
Operating Conditions	41–104°F (5–40°C), 85% max humidity
Power Supply	AC input 100–240V, 50–60Hz, auto-switching
Power Consumption	Max 280W (Normal), Min 194W (Eco+), <0.5W (standby-ECO)

COMPATIBILITY SPECIFICATIONS


Computer Compatibility	WUXGA, HD, UXGA, SXGA+, WXGA+, WXGA, SXGA, XGA, SVGA, VGA
Video Input Compatibility	NTSC, PAL, SECAM, SDTV (480i), EDTV (480p), HDTV (720p, 1080i/p)
3D Compatibility†	Supports all HDMI 1.4a mandatory 3D formats (Frame pack, side-by-side, top-bottom) and up converts frame rate from 60Hz to 120Hz or 24Hz to 144Hz (i.e 60 or 72 frames per eye). 3D glasses are needed and are sold separately. Refer to user manual for details.
Vertical Scan Rate	24–85Hz, 120Hz
Horizontal Scan Rate	15.375–91.1KHz
User Controls	Complete on-screen menu, adjustments in 27 languages
I/O Connection Ports	HDMI, two VGA-in, VGA-out, S-video, composite video, audio-in/mic, audio-in, audio-out, RS-232C, RJ45 and USB mini-B
Bonus Features	Closed captioning, powered VGA port for WiFi dongle, direct power on
Loop Through (Audio, VGA)	<i>Monitor:</i> D-Sub 15 pin VGA output (functional in both normal and standby modes). <i>Audio:</i> VAO audio out, HDMI VAO audio out supported, (VAO in normal mode, fixed during Standby)

PHYSICAL SPECIFICATIONS

Security	Kensington® lock port, security bar & keypad lock
Weight	6.1 lb (2.7 kg)
Dimensions (W x H x D)	12.4" x 4.0" x 8.8" (314 x 101 x 224 mm)

*Lamp life is dependent on many factors, including lamp mode, display mode, usage, environmental conditions and more. Lamp brightness can decrease over time.

†3D content can be viewed with RF active shutter glasses when projector is used with a compatible 3D player. RF 3D glasses require the use of an RF 3D emitter and a projector with a 3D VESA Sync port. Please visit www.OptomaUSA.com for more information.



- | | | | |
|--------------------|---------------|--------------|------------------|
| 1. Audio-out | 5. Audio 1-in | 9. VGA 2-in | 13. Power |
| 2. Audio 2-in/MIC | 6. RJ45 | 10. USB | 14. Security bar |
| 3. Composite video | 7. VGA-out | 11. HDMI | |
| 4. S-video | 8. RS-232C | 12. VGA 1-in | |



Warranty

2-Year Optoma Express Service, 1-Year on Lamp

In the Box (Standard Accessories)

W316ST-SA projector, AC power cord, remote control, batteries for remote, lens cap, multilingual CD-ROM user's manual, quick start card, and warranty card

Optional Accessories

Universal ceiling mounts, wall mount, wireless HDMI system, Cat6 HDBaseT Optoma screen, VGA dongle, DLP® Link™ 3D glasses and carrying case

Accessory Part Numbers

Lamp: SP.70201GC01	Remote: SP.70103GC01
DLP® Link™ glasses: ZD302	Carrying case: BK-4028
Single-Cat6 HDBaseT kit: EVBMN-M110	Wireless HDMI system: WHD200
VGA dongle: BI-EXTBG03	Universal ceiling mount: BM-5001U
Universal ceiling mount: OCM818W-RU	Wall mount: BM-3300ST
Universal ceiling mount (with extension pole): OCM815W	

UPC 796435 41 917 2

www.Optoma.com

Optoma
Projector Expert

Copyright © 2014 Optoma Technology, Inc. DLP® and the DLP logo are registered trademarks of Texas Instruments™. All other trademarks are the property of their respective owners. All specifications subject to change at any time. The Optoma Express Program is only valid in the U.S. LU111414